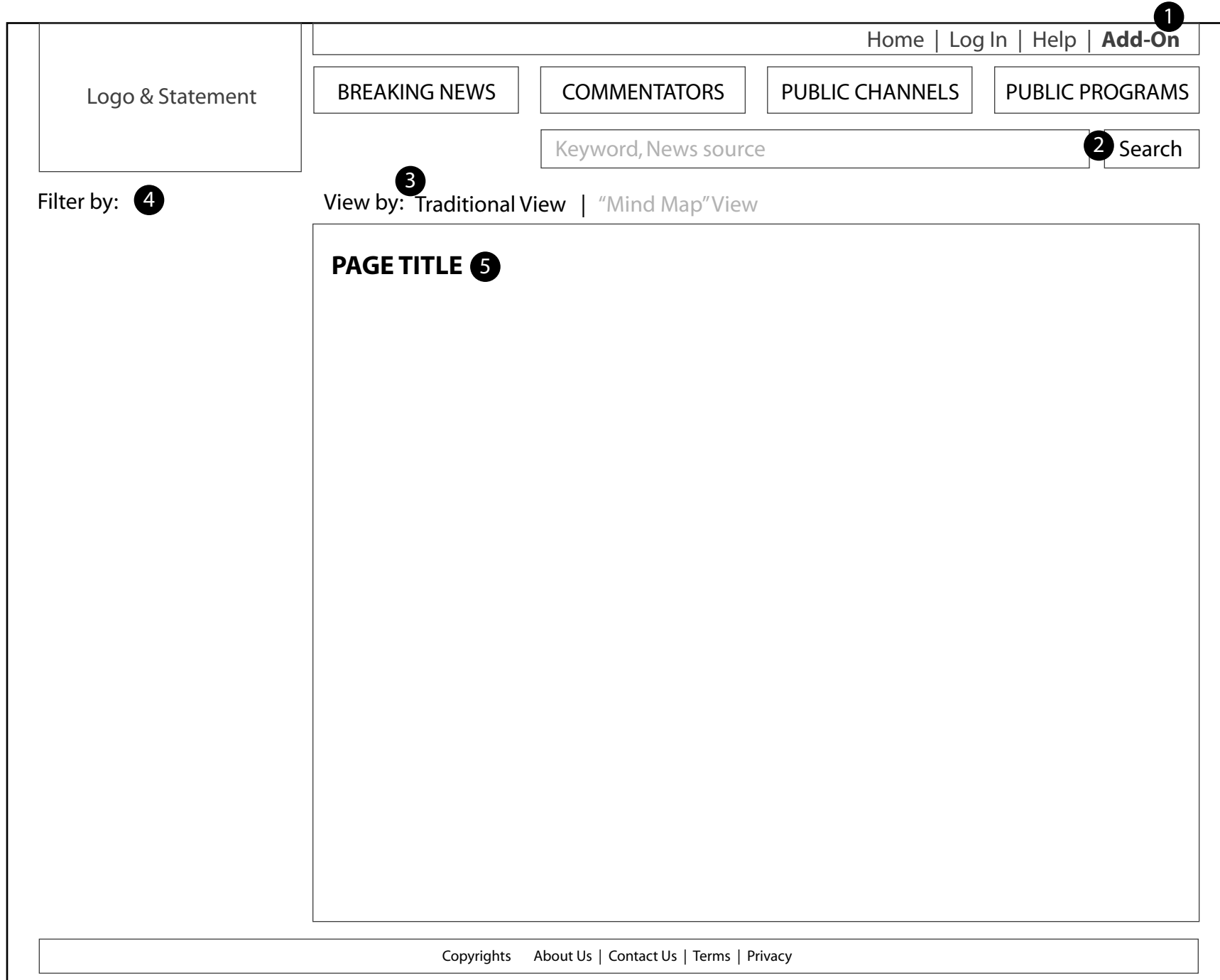


PROJECT	PROJECT NUMBER	PAGE TITLE	PAGE ID	DATE	INFO ARCHITECT
OnNews		OnNews Homeppage-wireframes V.2	0.0	07/13/2009	Osnat L.



- 1 Click on Log In takes to Log In process (3.1) Once user is logged in, he will get the logged-in view (2.1.1).
- 2 Will bring to the top the stories that contain those keywords and display in open state (2.1.2).
- 3 User can toggle between View options, from "Traditional" (2.1 series) to "Cool" view (2.1Aseries)
- 4 Filter area. Different for each page.
- 5 Title reflects the pagination and used as breadcrumbs. For example, if Location is used to filter, title will show: All Breaking News >> Location ID.

PROJECT	PROJECT NUMBER	PAGE TITLE	PAGE ID	DATE	INFO ARCHITECT
OnNews		OnNews News Portal- user not logged in V.2	2.1.2	07/13/2009	Osnat L.

Logo & Statement

[Home](#) | [Log In](#) | [Help](#) | [Add-On](#)

BREAKING NEWS

COMMENTATORS

PUBLIC CHANNELS

PUBLIC PROGRAMS

2 Search

Filter by:

ALL

LOCATION
4
▼

GENRE
4
▼

SUBJECT
4
▼

View by: 3 Traditional View | "Mind Map"View

ALL BREAKING NEWS 7

of stories in this view, Page numbers

Sort by: Story Title ▼
Date ▼
of Comments ▼

Story Title	Date	#
▶ News Source1 ▶ News Source2	6 mm/dd/yy	#
▶ News Source1 ▶ News Source2	mm/dd/yy	#
▶ News Source1 ▶ News Source2	mm/dd/yy	#
▶ News Source1 ▶ News Source2	mm/dd/yy	#
▶ News Source1 ▶ News Source2	mm/dd/yy	#
▶ News Source1 ▶ News Source2	mm/dd/yy	#

of stories in this view, Page numbers

[Copyrights](#) | [About Us](#) | [Contact Us](#) | [Terms](#) | [Privacy](#)

- 1 Click on Log In takes to Log In process (3.1)
Once user is logged in, he will get the logged-in view (2.1.1).
- 2 Will bring to the top the stories that contain those keywords and display in open state (2.1.2).
- 3 User can toggle between View options, from "Traditional" (2.1 series) to "Cool" view (2.1Aseries)
- 4 Click reveals pulldown menu with pre-set options. When user chooses an option, he will get the indexed results in the right panel. Option: make the pulldown follow boolean logic and show results of intersections. Each story is tagged by a dmin for Location, Genre and Subject/Topic.
- 5 Clicking on the block will open it up to show extended view (2.1.2).
- 6 Date of Breaking News.
- 7 Title reflects the pagination and used as breadcrumbs. For example, if Location is used to filter, title will show:
All Breaking News >> Location ID.

Logo & Statement

[Hello Username](#) | [Home](#) | [News Portal](#) | [My OnNews](#) | [Log Out](#) | [Help](#) | **Add-On**

BREAKING NEWS

COMMENTATORS

PUBLIC CHANNELS

PUBLIC PROGRAMS

Filter by:

ALL

LOCATION
▼

GENRE
▼

SUBJECT
▼

1 MY NEWS SOURCES
▼

View by: [Traditional View](#) | ["Mind Map"View](#)

ALL BREAKING NEWS

of stories in this view, Page numbers

Sort by: [Story Title](#) ▼
[Date](#) ▼
[# of Comments](#) ▼

Story Title	Date	#
▶ News Source1 ▶ News Source2	mm/dd/yy	#
▶ News Source1 ▶ News Source2	mm/dd/yy	#
▶ News Source1 ▶ News Source2	mm/dd/yy	#
▶ News Source1 ▶ News Source2	mm/dd/yy	#
▶ News Source1 ▶ News Source2	mm/dd/yy	#
▶ News Source1 ▶ News Source2	mm/dd/yy	#

of stories in this view, Page numbers

[Copyrights](#) | [About Us](#) | [Contact Us](#) | [Terms](#) | [Privacy](#)

1 2 options for pulldown: Subscribed, Unsubscribed. The panel on the right will display only Comments from the News Sources that the user selected to subscribe to (3.24).

[Home](#) | [Log In](#) | [Help](#) | **Add-On**

Logo & Statement

BREAKING NEWS

COMMENTATORS

PUBLIC CHANNELS

PUBLIC PROGRAMS

Keyword, News source

Search

Filter by:

ALL

LOCATION ▼

GENRE ▼

SUBJECT ▼

View by: [Traditional View](#) | ["Mind Map"View](#)

ALL BREAKING NEWS

Sort by: [Story Title](#) ▼ [Date](#) ▼ [# of Comments](#) ▼

of stories in this view, Page numbers

Story Title	Date	# of Comments
<div style="border-bottom: 1px solid black; padding: 5px;"> <div style="display: flex; justify-content: space-between;"> ▼ News Source1 ▶ News Source2 </div> <div style="padding: 2px 0;"> <div style="display: flex; justify-content: space-between; align-items: center;"> 1 Comment Title, <i>Commentator</i> 2 </div> <div style="padding-left: 20px;"> Comment Title, <i>Commentator</i> Comment Title, <i>Commentator</i> Comment Title, <i>Commentator</i> Comment Title, <i>Commentator</i> Comment Title, <i>Commentator</i> Comment Title, <i>Commentator</i> Comment Title, <i>Commentator</i> Comment Title, <i>Commentator</i> </div> </div> </div>	mm/dd/yy	#
<div style="border-bottom: 1px solid black; padding: 5px;"> <div style="display: flex; justify-content: space-between;"> ▶ News Source1 ▶ News Source2 </div> </div>	mm/dd/yy	#
<div style="border-bottom: 1px solid black; padding: 5px;"> <div style="display: flex; justify-content: space-between;"> ▶ News Source1 ▶ News Source2 </div> </div>	mm/dd/yy	#
<div style="padding: 5px;"> <div style="display: flex; justify-content: space-between;"> ▶ News Source1 ▶ News Source2 </div> </div>	mm/dd/yy	#

of stories in this view, Page numbers

[Copyrights](#) | [About Us](#) | [Contact Us](#) | [Terms](#) | [Privacy](#)

- 1 Clicking on Comment Title takes to the opened Comment Window (D2.11) or Teaser.
- 2 Clicking on *Commentator* takes to the Commentator page (2.2.21).

[Home](#) | [Log In](#) | [Help](#) | **Add-On**

Logo & Statement

BREAKING NEWS

COMMENTATORS

PUBLIC CHANNELS

PUBLIC PROGRAMS

Name of Commentator
Search

Filter by:

ALL

LOCATION 4 ▼

IDEOLOGY 4 ▼

GENRE 4 ▼

EXPERTISE 4 ▼

ORGANIZATION 5 ▼

View by: 3 Traditional View | "Mind Map"View

ALL COMMENTATORS 11 # of commentators in this view, Page numbers

Sort by: Name ▼ | Date ▼ | "Fair-scale" ▼ | Popularity ▼ | Channels 10

	Name Organization Title 6	Date 7 mm/dd/yy	"Fair-scale" 8 #	Popularity 9 #	Channels 10
					NotableMinds, Channel X, Channel Y, Channel Z

of commentators in this view, Page numbers

[Copyrights](#) | [About Us](#) | [Contact Us](#) | [Terms](#) | [Privacy](#)

- 1 Click on Log In takes to Log In process (3.1)
Once user is logged in, he will get the logged-in view (2.2.1).
- 2 Will bring that Commentator to the top of the list in an opened mode (2.2.2)
- 3 User can toggle between View options, from "Traditional" (2.2 series) to "Cool" view (2.2A series)
- 4 Click reveals pulldown menu with pre-set options. When user chooses an option, he will get the indexed results in the right panel. Option: make the pulldown follow boolean logic and show results of intersections.
- 5 Options are indexed from entries of users in their Profile Settings (3.21).
- 6 Clicking on the block will open it up to show extended view (2.2.2).
- 7 Date of joining OnNews.
- 8 A number representing the "Fairness" of the Commentator. Scale TBD. Also TBD if presentation here includes 2-dimentional scale or 1-dimention.
- 9 Number of subscribers.
- 10 Not a sort option. Shows all the Channels that the Commentator is affiliated with. Each channel is a link. A click on the link takes to Channels page (2.3), with that channel in open mode.
- 11 Title reflects the pagination and used as breadcrumbs. For example, if Location is used to filter, title will show:
All Commentators >> Location ID.

Logo & Statement

[Home](#) | [Log In](#) | [Help](#) | **Add-On**

BREAKING NEWS

COMMENTATORS

PUBLIC CHANNELS

PUBLIC PROGRAMS

Filter by:

ALL

LOCATION ▼

IDEOLOGY ▼

GENRE ▼

EXPERTISE ▼

ORGANIZATION ▼

MY COMMENTATORS ▼ 2

View by: Traditional View | "Mind Map"View

ALL COMMENTATORS

of commentators in this view, Page numbers

Sort by: Name ▼ | Date ▼ | "Fair-scale" ▼ | Popularity ▼ | Channels

	Name Organization Title		Date mm/dd/yy	"Fair-scale" #	Popularity #	Channels
		1 Subscribe		#	#	NotableMinds, Channel X, Channel Y, Channel Z
		Unsubscribe		#	#	
		Subscribe		#	#	
		Subscribe		#	#	
		Subscribe		#	#	
		Subscribe		#	#	

of commentators in this view, Page numbers

[Copyrights](#) | [About Us](#) | [Contact Us](#) | [Terms](#) | [Privacy](#)

- 1 User can Subscribe/Unsubscribe on-the-fly.
- 2 2 options for pulldown: Subscribed, Unsubscribed.
- 2 My Channels need to be distinguished from Public Channels. (Color, grouping, labeling, font, etc.).

[Home](#) | [Log In](#) | [Help](#) | **Add-On**

Logo & Statement

BREAKING NEWS

COMMENTATORS

PUBLIC CHANNELS

PUBLIC PROGRAMS

Filter by:

ALL

LOCATION ▼

IDEOLOGY ▼

GENRE ▼

EXPERTISE ▼

ORGANIZATION ▼

View by: Traditional View | "Mind Map"View

ALL COMMENTATORS

of commentators in this view, Page numbers

Sort by: Name ▼ Date ▼ "Fair-scale" ▼ Popularity ▼ Channels

<div style="border: 1px solid black; padding: 5px; margin-bottom: 5px;"> Name Organization Title http://www.OnNews.Commentator </div> <p style="font-size: x-small;">Geographic Location Ideology Genre Expertise</p> <p style="font-size: x-small;">Bio</p> <p style="font-size: x-small;">Organization Description</p> <p style="font-size: x-small;">Comments Sort by: date, "fair scale", popularity, News source, etc.</p> <p style="font-size: x-small;">Comment Title, News Source Comment Title, News Source Comment Title, News Source Comment Title, News Source</p> <p style="font-size: x-small;">See More</p>	mm/dd/yy	#	#		NotableMinds, Channel X, Channel Y, Channel Z
<div style="border: 1px solid black; padding: 5px; margin-bottom: 5px;"> Name Organization Title </div>	mm/dd/yy	#	#		

of commentators in this view, Page numbers

Copyrights | [About Us](#) | [Contact Us](#) | [Terms](#) | [Privacy](#)

- 1 Clickin on URL takes to Commentators customizable OnNews page (2.2.21).
- 2 Shows the "Fair Scale" of the Commentator.
- 3 Shows the "Fair Scale" of the Comment.
- 4 Clicking on the Comment Title will take to the opened Comment Window (D2.11). or Teaser.

[Home](#) | [Log In](#) | [Help](#) | **Add-On**

Logo & Statement

BREAKING NEWS

COMMENTATORS

PUBLIC CHANNELS

PUBLIC PROGRAMS

Filter by:

ALL

4 COMMENTATORS

▼

View by: 3 Traditional View | "Mind Map"View

ALL CHANNELS 9 # of channels in this view, Page numbers

Sort by: Name ▼ Date ▼ # of Commentators ▼ Popularity ▼

Channel Name ▶ Commentators ▶ Comments	5	6 mm/dd/yy	7 #	#
Name Organization Title	5	6 mm/dd/yy	7 #	#
Name Organization Title		mm/dd/yy	#	#
Name Organization Title		mm/dd/yy	#	#
Name Organization Title		mm/dd/yy	#	#
Name Organization Title		mm/dd/yy	#	#
Name Organization Title		mm/dd/yy	#	#

of channels in this view, Page numbers

[Copyrights](#) [About Us](#) | [Contact Us](#) | [Terms](#) | [Privacy](#)

- 1 Click on Log In takes to Log In process (3.1)
Once user is logged in, he will get the logged-in view (2.3.1).
- 2 Will bring the Channel, that contains either one of those keywords, to the top in open mode (2.3.2)
- 3 User can toggle between View options, from "Traditional" (2.3 series) to "Cool" view (2.3A series)
- 4 Click reveals pulldown menu of all Commentators. When user chooses an option, he will see in the right panel all of the Channels that the Commentator belongs to.
- 5 Clicking on Commentators will open it up to show extended view (2.3.2). Clicking on Comments will open it up to show extended view (see them both opened in (2.3.2).
- 6 Date Channel was created.
- 7 Number of Commentators that are part of this Channel.
- 8 Number of subscribers.
- 9 Title reflects the pagination and used as breadcrumbs. For example, if Commentators is used to filter, title will show:
All Channels >> Commentator ID.

[Home](#) | [Log In](#) | [Help](#) | **Add-On**

Logo & Statement

BREAKING NEWS

COMMENTATORS

PUBLIC CHANNELS

PUBLIC PROGRAMS

Name of Channel, Commentator, Genre, Subject

Search

Filter by:

ALL

COMMENTATORS ▼

MY CHANNELS ▼ 2

MY FAVORITES ▼ 3

View by: Traditional View | "Mind Map"View

ALL CHANNELS

of channels in this view, Page numbers

Sort by: Name ▼
Date ▼
of Commentators ▼
Popularity ▼

Channel Name ▶ Commentators ▶ Comments	Date	#	#
Subscribe 1	mm/dd/yy	#	#
Unsubscribe	mm/dd/yy	#	#
Subscribe	mm/dd/yy	#	#
Subscribe	mm/dd/yy	#	#
Subscribe	mm/dd/yy	#	#
Subscribe	mm/dd/yy	#	#

of channels in this view, Page numbers

[Copyrights](#) | [About Us](#) | [Contact Us](#) | [Terms](#) | [Privacy](#)

- 1 User can Subscribe/Unsubscribe on-the-fly.
- 2 2 options for pulldown: My Channels, Public Channels.
- 3 2 options for pulldown: Selected, Unselected.

[Home](#) | [Log In](#) | [Help](#) | **Add-On**

Logo & Statement

BREAKING NEWS

COMMENTATORS

PUBLIC CHANNELS

PUBLIC PROGRAMS

Filter by:

ALL

COMMENTATORS
▼

View by: Traditional View | "Mind Map"View

ALL CHANNELS # of channels in this view, Page numbers

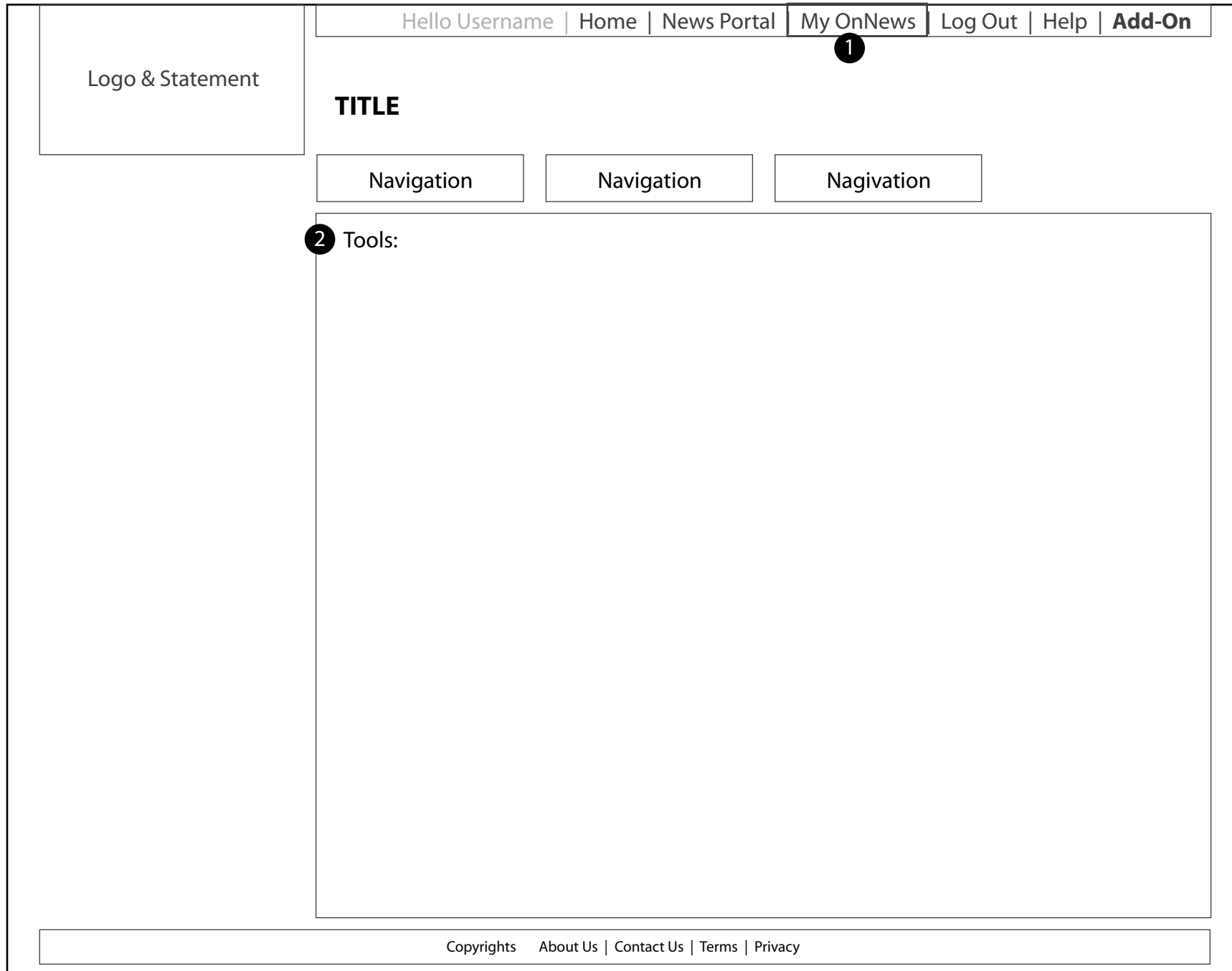
Sort by: Name ▼ Date ▼ # of Commentators ▼ Popularity ▼

Channel Name ▼ Commentators Sort by: name, "fair scale", etc.	Date ▼	# of Commentators ▼	Popularity ▼
<div style="border: 1px solid black; padding: 2px; display: flex; align-items: center;"> <div style="font-size: 0.8em;"> Name Organization Title </div> 1 </div>	mm/dd/yy	#	#
<div style="border: 1px solid black; padding: 2px; display: flex; align-items: center;"> <div style="font-size: 0.8em;"> Name Organization Title </div> </div>			
<p>▼ Comments Sort by: date, popularity, News source, Commentator, etc.</p> <p>Comment Title, <i>News Source</i> 2</p> <p>Comment Title, <i>News Source</i></p> <p>Comment Title, <i>News Source</i></p> <p>Comment Title, <i>News Source</i></p> <p>See More</p>			
<div style="border: 1px solid black; padding: 2px; display: flex; align-items: center;"> <div style="font-size: 0.8em;"> Name Organization Title </div> </div>	mm/dd/yy	#	

of channels in this view, Page numbers

[Copyrights](#) | [About Us](#) | [Contact Us](#) | [Terms](#) | [Privacy](#)

- 1 Clicking on the block open it up to show limited-extended view (as in 3.2.21).
- 2 Clicking on the Comment Title will take to the opened Comment Window (D2.11) or Teaser.



- 1 3 options for pulldown menu:
Subscriptions (3.2)
Account Settings (3.3)
Commentator Settings (3.4). If user is not a Commentator, he will get a notification and a request to be a Commentator form.
- 2 All the tools operate their actions on checkmarked items (selected by user).

PROJECT	PROJECT NUMBER	PAGE TITLE	PAGE ID	DATE	INFO ARCHITECT
OnNews		OnNews MyOnNews: user logged in V.2	3.0	07/13/2009	Osnat L.

Logo & Statement

Hello Username | Home | News Portal | **My OnNews** | Log Out | Help | **Add-On**

SUBSCRIPTIONS

My Commentators | My Channels | My Programs

Copyrights | About Us | Contact Us | Terms | Privacy

- 1 3 options for pulldown menu:
Subscriptions (3.2)
Account Settings (3.3)
Commentator Settings (3.4). If user is not a Commentator, he will get a notification and a request to be a Commentator form.

PROJECT	PROJECT NUMBER	PAGE TITLE	PAGE ID	DATE	INFO ARCHITECT
OnNews		OnNews My OnNews_User Settings - user logged in V.2	3.2	07/14/2009	Osnat L.

1 Commentators Page (2.2.2), opened to the Comments area.

Hello Username | [Home](#) | [News Portal](#) | [My OnNews](#) | [Log Out](#) | [Help](#) | **Add-On**

Logo & Statement

SUBSCRIPTIONS

My Commentators

My Channels

My Programs

My News Sources

Add Subscription

Tools: Delete Channel

Select: All, None

	Name ▼	Date ▼	"Fair-scale" ▼	Popularity ▼	Channels ▼
<input type="checkbox"/>	<div style="border: 1px solid black; padding: 2px; margin-bottom: 5px;"> Name Organization Title </div> <div style="border: 1px solid black; padding: 2px; margin-bottom: 5px;"> http://www.OnNews.Commentator </div> <div style="border: 1px solid black; padding: 2px; margin-bottom: 5px;"> Geographic Location Ideology Genre Expertise </div> <div style="border: 1px solid black; padding: 2px; margin-bottom: 5px;">Bio</div> <div style="border: 1px solid black; padding: 2px; margin-bottom: 5px;">Organization Description</div> <div style="border: 1px solid black; padding: 2px;"> # of Comments 1 </div>	mm/dd/yy	#	#	NotableMinds, Channel X, Channel Y, Channel Z
<input type="checkbox"/>	<div style="border: 1px solid black; padding: 2px;"> Name Organization Title </div>	mm/dd/yy	#	#	

Copyrights | [About Us](#) | [Contact Us](#) | [Terms](#) | [Privacy](#)

Logo & Statement

Hello Username | Home | News Portal | **My OnNews** | Log Out | Help | **Add-On**

SUBSCRIPTIONS

My Commentators | **My Channels** | My Programs | My News Sources

Tools:

Select: All, None, Public, Private, Created, Added

	Name ▾	Date ▾	# of Commentators ▾	Popularity ▾
<input type="checkbox"/>	Channel Name ▶ Commentators	mm/dd/yy	#	#
<input type="checkbox"/>	Channel Name ▶ Commentators	mm/dd/yy	#	#
<input type="checkbox"/>	Channel Name ▶ Commentators	mm/dd/yy	#	#
<input type="checkbox"/>	Channel Name ▶ Commentators	mm/dd/yy	#	#
<input type="checkbox"/>	Channel Name ▶ Commentators	mm/dd/yy	#	#
<input type="checkbox"/>	Channel Name ▶ Commentators	mm/dd/yy	#	#

Copyrights | About Us | Contact Us | Terms | Privacy

- 3 options for pulldown menu: Subscriptions (3.2) Account Settings (3.3) Commentator Settings (3.4). If user is not a Commentator, he will get a notification and a request to be a Commentator form.
- All the tools operate their actions on checkmarked items (selected by user).
- Channels page (2.3.1).
- Create Channel pop-up (3.22.2).
- Go to Commentators module pop-up (3.22.3). This option will only be available if the Chosen Channel is not public. If Public (and the user did not create it), the button will become non-active. If a few Channels were chosen - some created by user and some not - then user gets an alert that he "can't add Commentators to a Public Channel. The Commentators will be added only to his Channels."
- Checkmarks all Public/Private channels, whether user created them or not.
- Checkmarks all Channels that user Created (public/private).
- Checkmarks all Channels that user Added (didn't create himself) from Public channels.
- Clicking on the block will open it up to show limited-extended view (3.22.1).
- Go to Commentators invitation pop-up (3.22.23). This option will only be available if the Chosen Channel is not public. If Public (and the user did not create it), the button will become non-active. If a few Channels were chosen - some created by user and some not - then user gets an alert that he "can't invite Commentators to a Public Channel. The Commentators will be added only to his Channels."

1 Click on the block opens to show extended profile, (as in 3.21.1).

Hello Username
| Home
| News Portal
| **My OnNews**
| Log Out
| Help
| **Add-On**

Logo & Statement

SUBSCRIPTIONS

My Commentators

My Channels

My Programs

My News Sources

Tools: Delete Add Commentators Invite New Commentators

Select: All, None, Public, Private, Created, Added

	Name ▼	Date ▼	# of Commentators ▼	Popularity ▼
<input type="checkbox"/>	<div style="border: 1px solid black; padding: 2px;"> <p>Channel Name</p> <p>▼ Commentators</p> <div style="border: 1px solid black; padding: 2px; margin-bottom: 2px;"> <input type="checkbox"/> Name 1 Organization Title </div> <div style="border: 1px solid black; padding: 2px; margin-bottom: 2px;"> <input type="checkbox"/> Name Organization Title </div> <div style="border: 1px solid black; padding: 2px;"> <input type="checkbox"/> Name Organization Title </div> </div>	mm/dd/yy	#	#
<input type="checkbox"/>	<div style="border: 1px solid black; padding: 2px;"> <p>Channel Name</p> <p>► Commentators</p> </div>	mm/dd/yy	#	#
<input type="checkbox"/>	<div style="border: 1px solid black; padding: 2px;"> <p>Channel Name</p> <p>► Commentators</p> </div>	mm/dd/yy	#	#

[Copyrights](#) | [About Us](#) | [Contact Us](#) | [Terms](#) | [Privacy](#)

Hello Username | Home | News Portal | My OnNews | Log Out | Help | **Add-On**

SUBSCRIPTIONS

My Commentators | **My Channels** | My Programs | My News Sources

Tools: Delete | Add Commentators

Select: All, None, Public, Private, Created, Added

Name ▼ | Date ▼ | # of Commentators ▼ | Popularity ▼

CREATE NEW CHANNEL [Close](#)

▶ Add Commentators **1**

▶ Invite Commentators **2**

3

☐	Channel Name ▶ Commentators	mm/dd/yy	#	#
☐	Channel Name ▶ Commentators	mm/dd/yy	#	#

Copyrights | About Us | Contact Us | Terms | Privacy

- 1** Option to Add Commentators at this stage. Commentators module pop-up appears (3.22.21).
- 2** Option to Invite Commentators (who are not registered yet on OnNews). Invitation form appears (3.22.22).
- 3** Once created, Channel will appear at the top of the list (sorting will be defaulted to Date).

Hello Username | Home | News Portal | My OnNews | Log Out | Help | Add-On
Close

CREATE NEW CHANNEL

▼ Add Commentators

Select all Commentators that you want to add to this Channel

	Name	Date	"Fair-scale"	Popularity	Channels
<input type="checkbox"/>	<div style="display: flex; align-items: center;"> <div> <p>Name</p> <p>Organization</p> <p>Title</p> </div> </div>	mm/dd/yy	#	#	NotableMinds, Channel X, Channel Y, Channel Z
<input type="checkbox"/>	<div style="display: flex; align-items: center;"> <div> <p>Name</p> <p>Organization</p> <p>Title</p> </div> </div>	mm/dd/yy	#	#	NotableMinds, Channel X, Channel Y, Channel Z
<input type="checkbox"/>	<div style="display: flex; align-items: center;"> <div> <p>Name</p> <p>Organization</p> <p>Title</p> </div> </div>	mm/dd/yy	#	#	NotableMinds, Channel X, Channel Y, Channel Z
<input type="checkbox"/>	<div style="display: flex; align-items: center;"> <div> <p>Name</p> <p>Organization</p> <p>Title</p> </div> </div>	mm/dd/yy	#	#	NotableMinds, Channel X, Channel Y, Channel Z
<input type="checkbox"/>	<div style="display: flex; align-items: center;"> <div> <p>Name</p> <p>Organization</p> <p>Title</p> </div> </div>	mm/dd/yy	#	#	NotableMinds, Channel X, Channel Y, Channel Z
<input type="checkbox"/>	<div style="display: flex; align-items: center;"> <div> <p>Name</p> <p>Organization</p> <p>Title</p> </div> </div>	mm/dd/yy	#	#	NotableMinds, Channel X, Channel Y, Channel Z

of Commentators, Page numbers

► Invite Commentators

- 1 Clicking on the block open it up to show limited-extended view (as in 3.2.21).
- 2 Click opens Invite Commentators (3.22.22).
- 3 Once created, Channel will appear at the top of the list (sorting will be defaulted to Date).

Hello Username | Home | News Portal | My OnNews | Log Out | Help | Add-On

Logo & Statement

Add Public Channel

Create a New Channel

CREATE NEW CHANNEL Close

► Add Commentators

▼ Invite Commentators

Invite New Commentators that you want to add to this Channel

Email of Commentator

Invitation:

Dear Name, 2

I would like to invite you to join my OnNews Channel. OnNews is an amazing tool that I've been using to distribute my comments on current issues.

Blah blah blah...

To join, please click on they link below or copy and paste to your browser:

URL

Sincerely,
Name.

3 Send Invitation

- 1 Clicking on the block open it up to show limited-extended view (as in 3.2.21).
- 2 Content of invitation that will be sent to prospective New Commentator. This invitation will promote OnNews services and the channel of the Sender.
- 3 Sends invitation to New Commentator. Opens status of invitation (success, failure, etc.).

Hello Username | Home | News Portal | My OnNews | Log Out | Help | Add-On

Close

INVITE NEW COMMENTATORS TO MY CHANNEL

Select Existing Channel Name ▼

Sources

arity ▼

#

#

#

#

#

#

#

Invitation:

Dear Name, **2**

I would like to invite you to join my OnNews Channel. OnNews is an amazing tool that I've been using to distribute my comments on current issues.

Blah blah blah...

To join, please click on they link below or copy and paste to your browser:

URL

Sincerely,
Name.

3 Send Invitation

Logo & Statement

Add Public Channel

Create a New Channel

PROJECT OnNews PROJECT NUMBER DATE 7/22/2009 INFO ARCHITECT Osnat L.

- 1 Clicking on the block open it up to show limited-extended view (as in 3.2.21).
- 2 Content of invitation that will be sent to prospective New Commentator. This invitation will promote OnNews services and the channel of the Sender.
- 3 Sends invitation to New Commentator. Opens status of invitation (success, failure, etc.).

1 Clicking on the block open it up to show limited-extended view (as in 3.2.21).

Hello Username | [Home](#) | [News Portal](#) | [My OnNews](#) | [Log Out](#) | [Help](#) | [Add-On](#)

Logo & Statement

[Close](#)

ADD COMMENTATORS

Select all Commentators that you want to add to this Channel

	Name	Date	"Fair-scale"	Popularity	Channels
<input type="checkbox"/>	Name Organization Title	mm/dd/yy	#	#	NotableMinds, Channel X, Channel Y, Channel Z
<input type="checkbox"/>	Name Organization Title	mm/dd/yy	#	#	NotableMinds, Channel X, Channel Y, Channel Z
<input type="checkbox"/>	Name Organization Title	mm/dd/yy	#	#	NotableMinds, Channel X, Channel Y, Channel Z
<input type="checkbox"/>	Name Organization Title	mm/dd/yy	#	#	NotableMinds, Channel X, Channel Y, Channel Z
<input type="checkbox"/>	Name Organization Title	mm/dd/yy	#	#	NotableMinds, Channel X, Channel Y, Channel Z
<input type="checkbox"/>	Name Organization Title	mm/dd/yy	#	#	NotableMinds, Channel X, Channel Y, Channel Z
<input type="checkbox"/>	Name Organization Title	mm/dd/yy	#	#	NotableMinds, Channel X, Channel Y, Channel Z

of Commentators, Page numbers

Sources

Logo & Statement

Hello Username | Home | News Portal | **My OnNews** | Log Out | Help | **Add-On**

SUBSCRIPTIONS

My Commentators | My Channels | My Programs | **My News Sources**

Select all News Sources that you want to Subscribe to.

Select: All, None

- News Source <http://www.newssource.com>
- News Source <http://www.newssource.com>
- News Source <http://www.newssource.com>
- News Source <http://www.newssource.com>
- News Source <http://www.newssource.com>
- News Source <http://www.newssource.com>

Copyrights | About Us | Contact Us | Terms | Privacy

- 1 3 options for pulldown menu:
Subscriptions (3.2)
Account Settings (3.3)
Commentator Settings (3.4). If user is not a Commentator, he will get a notification and a request to be a Commentator form.
- 2 Link to the News Source website.

Hello Username | Home | News Portal | **My OnNews** | Log Out | Help | **Add-On**

Logo & Statement

ACCOUNT SETTINGS

Profile | Notices | Mobile | Languages

Copyrights | About Us | Contact Us | Terms | Privacy

- 1 3 options for pulldown menu:
Subscriptions (3.2)
Account Settings (3.3)
Commentator Settings (3.4). If user is not a Commentator, he will get a notification and a request to be a Commentator form.
- 2 Future option: enable a mobile phone to receive notifications directly to your mobile.
- 3 Future option: choose a primary language, but other languages as well - to receive news and view news sources in other languages.

Hello Username | Home | News Portal | **My OnNews** | Log Out | Help | **Add-On**
1

Logo & Statement

ACCOUNT SETTINGS

Profile

Notices

Mobile

Languages

Name
The Username [Change](#) 2

Email
username@gmail.com [Change](#)

Password
XXXXXXXXXX [Change](#)

Time Zone 3
GMT timezone [Change](#)

Subscriptions

42 Commentators [Manage](#) 4

3 Channels [Manage](#) 5

2 News Sources [Manage](#) 6

[Copyrights](#) | [About Us](#) | [Contact Us](#) | [Terms](#) | [Privacy](#)

- 1 3 options for pulldown menu:
Subscriptions (3.2)
Account Settings (3.3)
Commentator Settings (3.4). If user is not a Commentator, he will get a notification and a request to be a Commentator form.
- 2 Clicking opens the Name panel underneath and lets user edit information that he submitted at registration.
- 3 Information is entered automatic, by IPS.
- 4 Subscriptions_My Commentators (3.21)
- 5 Subscriptions_My Channels (3.23)
- 6 Subscriptions_My News Sources (3.24)

Hello Username | [Home](#) | [News Portal](#) | [My OnNews](#) | [Log Out](#) | [Help](#) | [Add-On](#)

Logo & Statement

1

ACCOUNT SETTINGS

Profile

Notices

Mobile

Languages

- Email me whenever there is a new Comment.
- Email me whenever someone from My Commentators added a comment.
- Email me whenever anyone from My Channels added a comment.
- Email me whenever anyone comments on any story in My News Sources.

[Copyrights](#) | [About Us](#) | [Contact Us](#) | [Terms](#) | [Privacy](#)

- 1 3 options for pulldown menu:
Subscriptions (3.2)
Account Settings (3.3)
Commentator Settings (3.4). If user is not a Commentator, he will get a notification and a request to be a Commentator form.
- 2 Clicking opens the Name panel underneath and lets user edit information that he submitted at registration.
- 3 Information is entered automatic, by IPS.
- 4 Subscriptions_My Commentators (3.21)
- 5 Subscriptions_My Channels (3.23)
- 6 Subscriptions_My News Sources (3.24)

Hello Username | Home | News Portal | **My OnNews** | Log Out | Help | **Add-On**

1

Logo & Statement

COMMENTATOR SETTINGS

Profile Settings | Performance | Distribution | Revenue | Alerts

Copyrights | About Us | Contact Us | Terms | Privacy

- 1 3 options for pulldown menu:
 - Subscriptions (3.2)
 - Account Settings (3.3)
 - Commentator Settings (3.4). If user is not a Commentator, he will get a notification and a request to be a Commentator form.

Hello Username
Home
News Portal
My OnNews
Log Out
Help
Add-On

Logo & Statement

COMMENTATOR SETTINGS

Profile

Performance

Distribution


Revenue

Alerts

Name The Username	Change 2
Email username@gmail.com	Change
Password XXXXXXXXXX	Change
Time Zone 3 GMT timezone	Change
Personal Information Country, Phone number Bio, Organization Description	Change 4
Avatars	Change
<div style="display: flex; justify-content: space-around; margin: 5px 0;"> <div style="border: 1px solid black; padding: 5px; width: 30px; text-align: center;">Head</div> <div style="border: 1px solid black; padding: 5px; width: 30px; text-align: center;">Logo</div> </div>	
Channels 4 Channels	Manage 5
20 Invitations	Manage 6


[Copyrights](#) | [About Us](#) | [Contact Us](#) | [Terms](#) | [Privacy](#)

- 1** 3 options for pulldown menu:
Subscriptions (3.2)
Account Settings (3.3)
Commentator Settings (3.4). If user is not a Commentator, he will get a notification and a request to be a Commentator form.
- 2** Clicking opens the Name panel underneath and lets user edit information that he submitted at registration.
- 3** Information is entered automatic, by IPS.
- 4** Clicking opens the Personal Information panel that has a text-field for each entry filled with the data from registration or empty if user didn't fill.
- 5** Subscriptions_My Channels (3.23)
- 6** Opens Invitation Panel that shows invitations that were sent and their status (whether invitee opened invitation, accepted invitation, declined, etc).

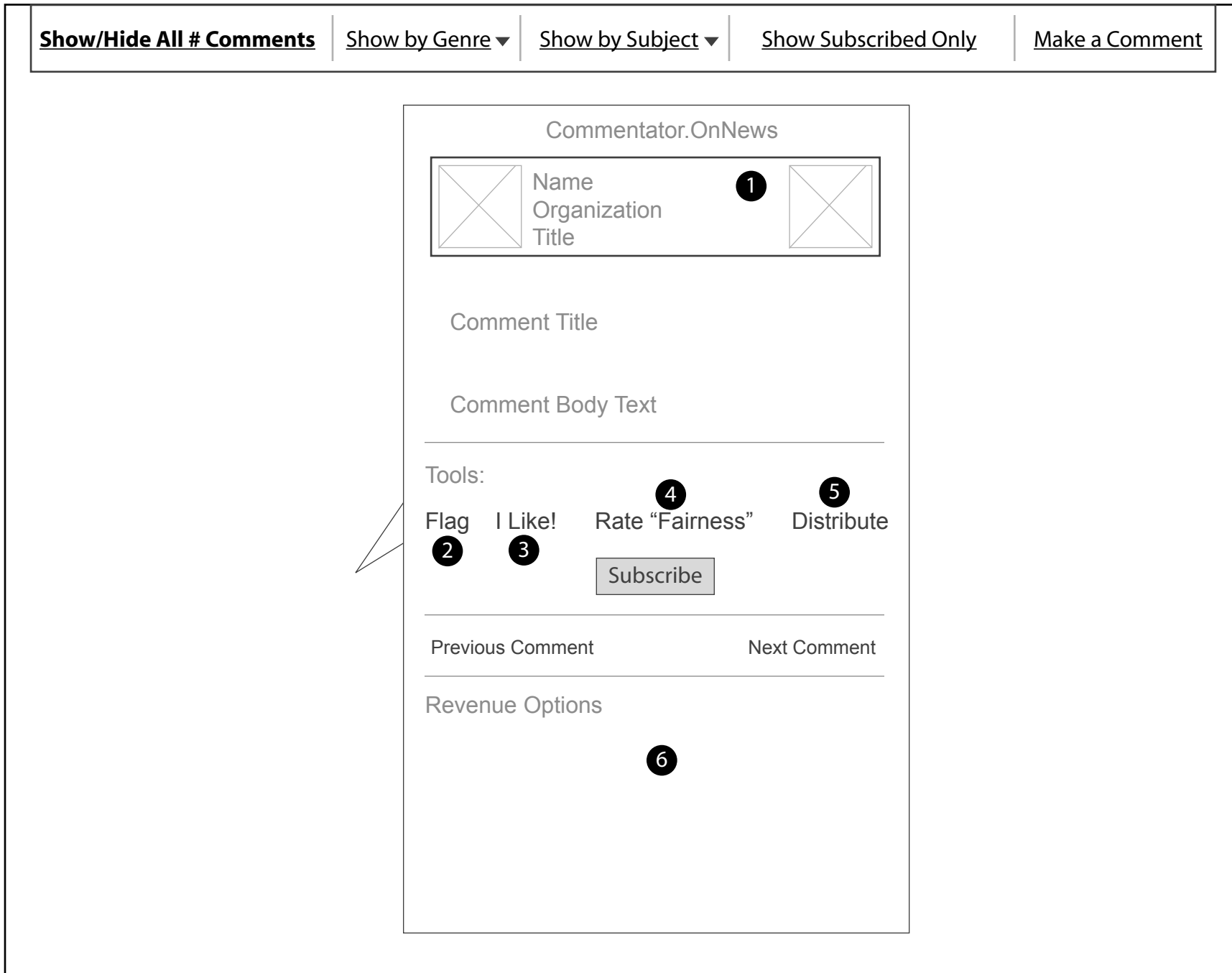


- 1 Shows All Comments on page. Headshots Overlay (D2.1). Second click hides all comments.
- 2 Clicking opens a menu of pre-set Genres (Type/Category) and the number of Comments for each of them. Click on sub-menu reveals only the headshots that are in that Genre.
- 3 Clicking opens a menu of pre-set Subjects (Topics/Programs) and the number of Comments for each of them. Click on sub-menu reveals only the headshots that are in that Subject.
- 4 This option appears only if user is signed-in. Clicking shows Subscriptions headshots (Option: show ALL, but color Subscriptions in a different color or another way of visually distinguishing them). Clicking also opens another menu item underneath with Edit Subscriptions - link to My OnNews Subscriptions (2.2).
- 5 If user is a Commentator, clicking will set to "Commenting mode" (D2.2). If user is not a Commentator, clicking will bring a "Become a Commentator" form to submit to admin. For future releases: clicking will enable users to register to become a Commentator.

PROJECT	PROJECT NUMBER	PAGE TITLE	PAGE ID	DATE	INFO ARCHITECT
OnNews		OnNews OnNews: Comment Window_Alert-Panel_v.2	D2	07/15/2009	Osnat L.



- 1 Headshots Overlay appears on News Source, according to the selections that were made from Alert-Panel.
- 2 Possible: My OnNews Subscriptions may appear in a different color (or another way of visually distinguishing them).
- 3 Pointer stays anchored to the text, while body of headshot can move freely, allowing user to change the headshot location on stage while keeping it anchored to its source. (This option is for developing in Flash/Flex)...
- 4 Comment Window (D2.11)



- 1 Clicking on the block open it up to show limited-extended view (as in 3.2.21).
- 2 Flag comment as inappropriate to admin.
- 3 Option: User determines "likeness" in one-click. Another option: let users comment.
- 4 Rates "fairness" on a 2-dimensional scale: objectivity and commentator's ideological affiliation.
- 5 Distribute options are determined in the Commentator Account Settings (3.43).
- 6 Displays (possibly on rotation) revenue options, as determined in the Commentator Account Settings (3.44).

[Show/Hide All # Comments](#) | [Show by Genre ▼](#) | [Show by Subject ▼](#) | [Show Subscribed Only](#) | [Make a Comment](#)

CREATE COMMENT

Tools: Attach URL, Image, Video

Select Genre of Comment ▼ **2**

Select Subject of Comment ▼ **3**

Submit Cancel

Distribute your comment: **4**

Social Network1 Social Network2

- 1** News Source changes to "Commenting mode". Commentator is able to highlight text to comment on.
- 2** Dropdown to select from a pre-determined list of Genres (Type/Category).
- 3** Dropdown to select from a pre-determined list of Subjects (Topics/Programs).
- 4** Distribute options are determined in the Commentator Account Settings (3.43).